

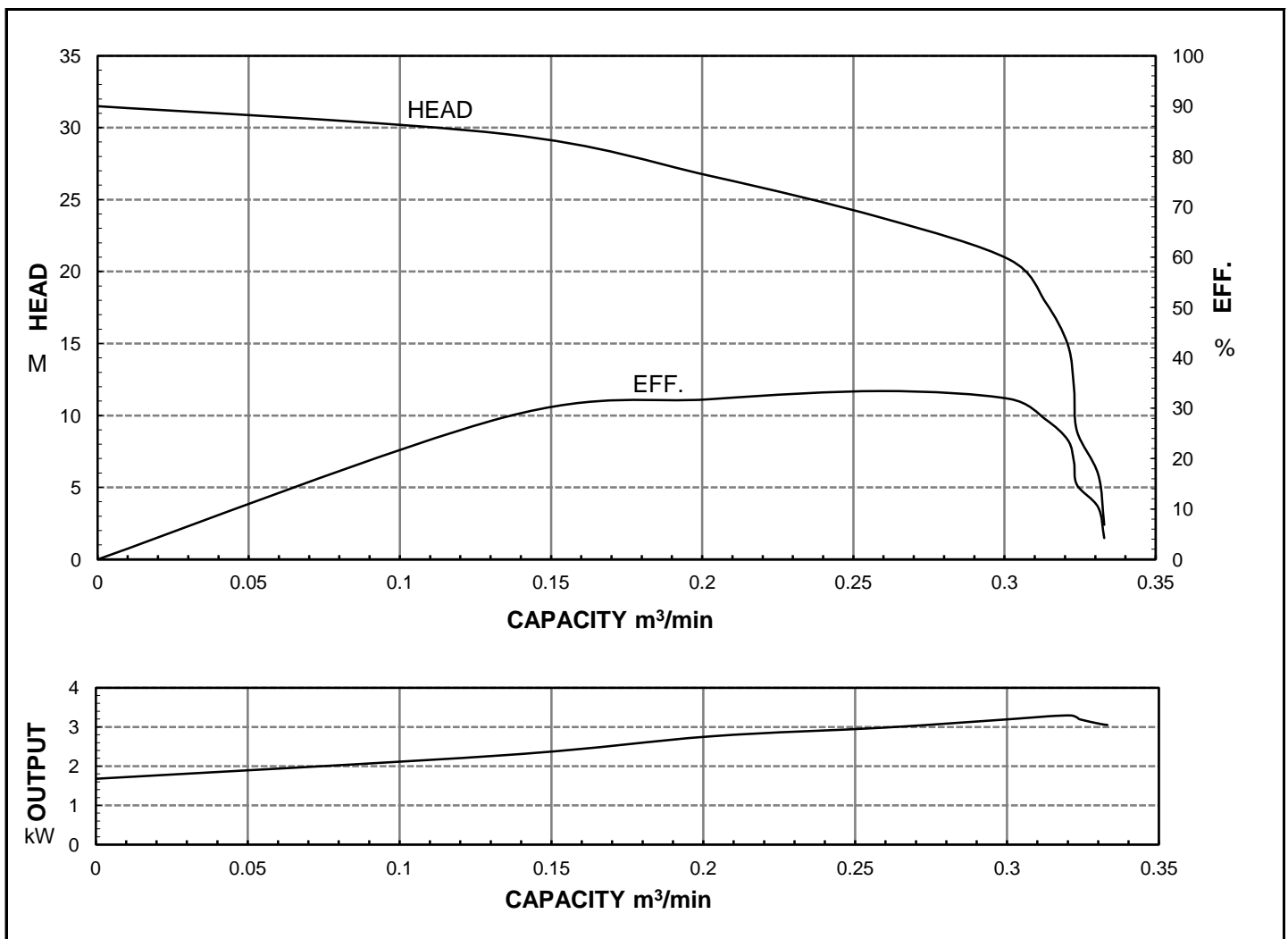


HCP PUMP

FILE NO PC-M-E5-50GF23.7

PUMP PERFORMANCE CURVES

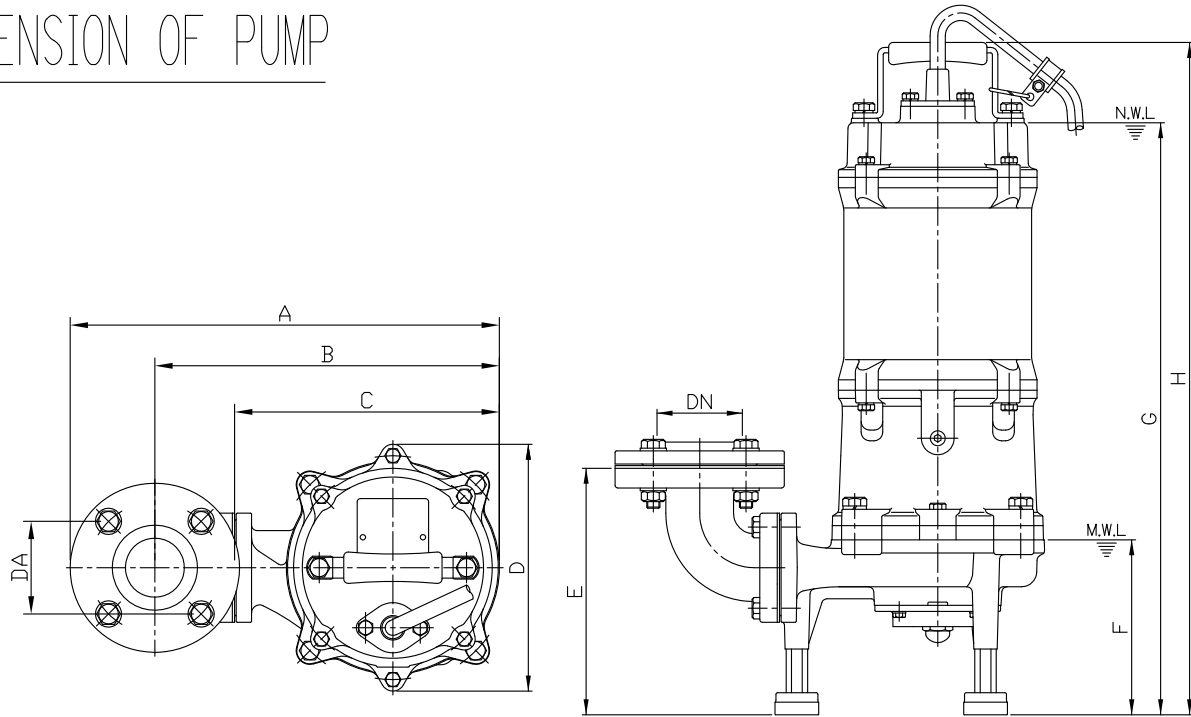
MODEL	50GF23.7				DATE:	2011.12
	STANDARD SPECIFICATION				REFERENCE SPECIFICATION	
FREQUENCY	50			Hz		
DISCHARGE	2	inch	/	50	mm	
OUTPUT	5	HP	/	3.7	kW	HP kW
HEAD	26			M		
CAPACITY	0.2			m ³ /min		
PHASE/VOLTAGE	3 φ	230 V	380 V	400 V	415 V	φ V
RATED CURRENT		14.0 A	8.4 A	8.2 A	7.7 A	A
POLE / R.P.M.	2	P	/	2860	R.P.M.	
START METHOD	DIRECT					
INSULATION CLASS	F					
REMARK						



HCP PUMP MANUFACTURER CO.,LTD.

MODEL:50GF22.2;50GF23.7

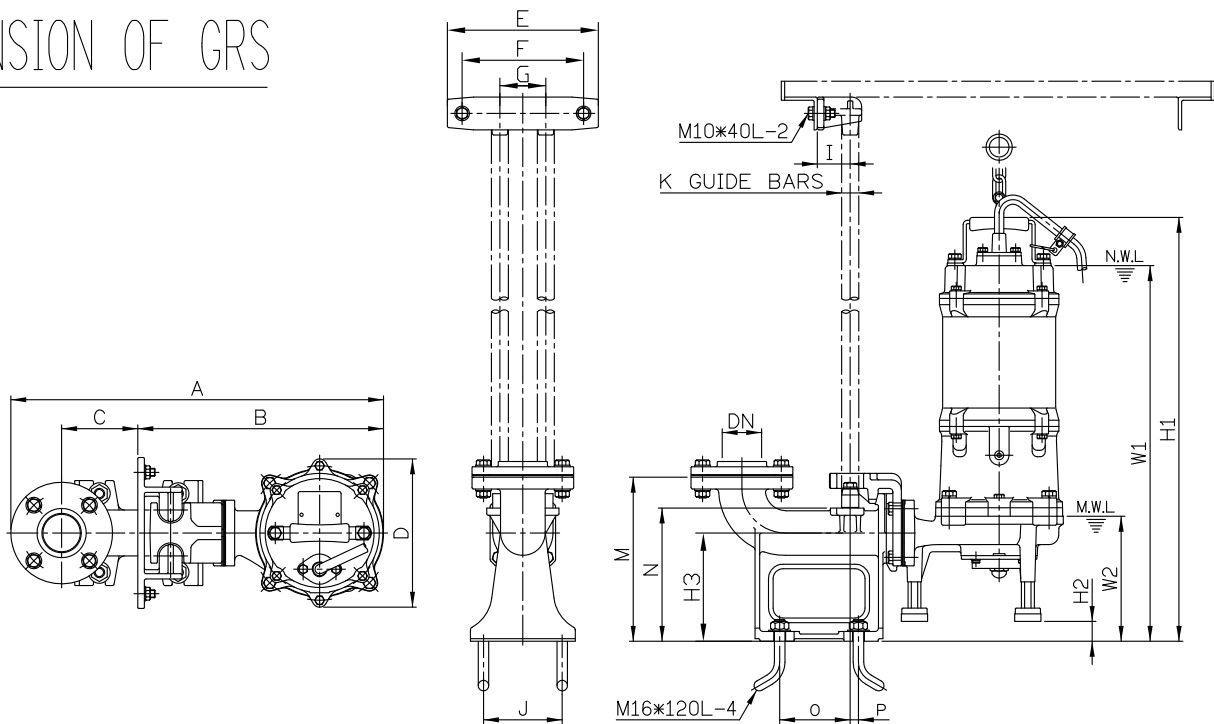
DIMENSION OF PUMP



Model	DN	DA	A	B	C	D	E	F	G	H
50GF22.2	50	120	393	316	243	226	226	180	543	616
50GF23.7	50	120	393	316	243	226	226	180	543	616

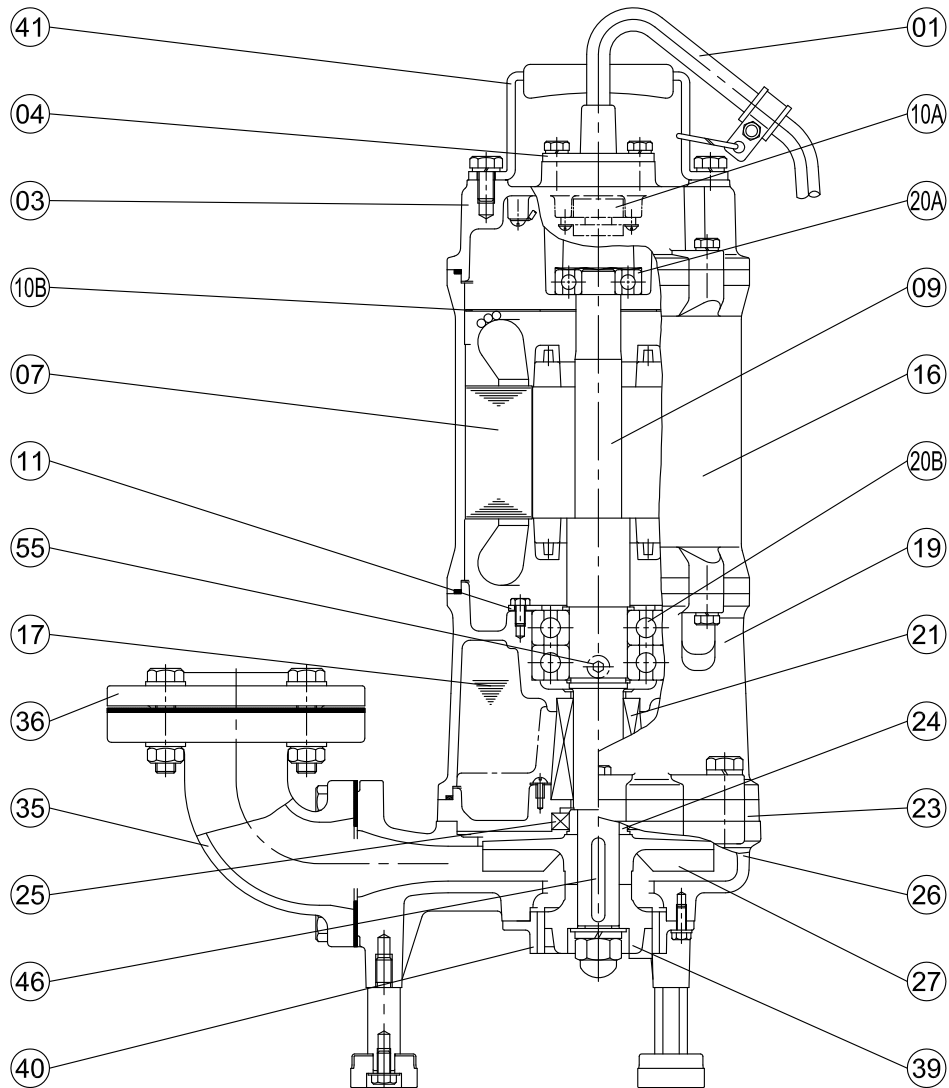
N.W.L: Normal water level
M.W.L: Minimum water level

DIMENSION OF GRS



Model	DN	A	B	C	D	E	F	G	I	J	K	M	N	O	P	W1	W2	H1	H2	H3
50GF22.2	50	569	375	116	226	230	185	70	50	120	1"	250	203	108	13	575	193	648	33	165
50GF23.7	50	569	375	116	226	230	185	70	50	120	1"	250	203	108	13	575	193	648	33	165

MODEL: 50GF22.2;50GF23.7 3Ø



No.	Part name	Material	QTY	Remark
01	Cable		1	VCT/H07RN-F UL/CSA
03	Upper cover	FC-200	1	
04	Cable base cover	SUS304	1	
07	Stator		1	
09	Shaft(with Rotor)	SUS420J2	1	
10A	Auto-cut		1	
10B	Auto-cut plate		1	
11	Bearing fixer	SS41	1	
16	Motor frame	FC-200	1	
17	Lubricant	Turbine oil #32	1	
19	Bearing bracket	FC-200	1	
20A	Upper bearing		1	
20B	Lower bearing		2	
21	M. seal	CA VS CE SIC VS SIC	1	
23	M. seal bracket	FC-200	1	

No.	Part name	Material	QTY	Remark
24	Oil seal bush	SUS420J2	1	
25	Oil seal	NBR	1	
26	Casing	FC-200	1	
27	Impeller	FC-200	1	
35	Coupling	FC-200	1	
36	Flange	FC-200	1	
39	Radial cutter	440C	1	
40	Cutter ring	440C	1	
41	Handle	SUS304	1	
46	Impeller key	SUS304	1	
47	Packing (1 set)		1	
55	Oil plug	SUS304	1	