

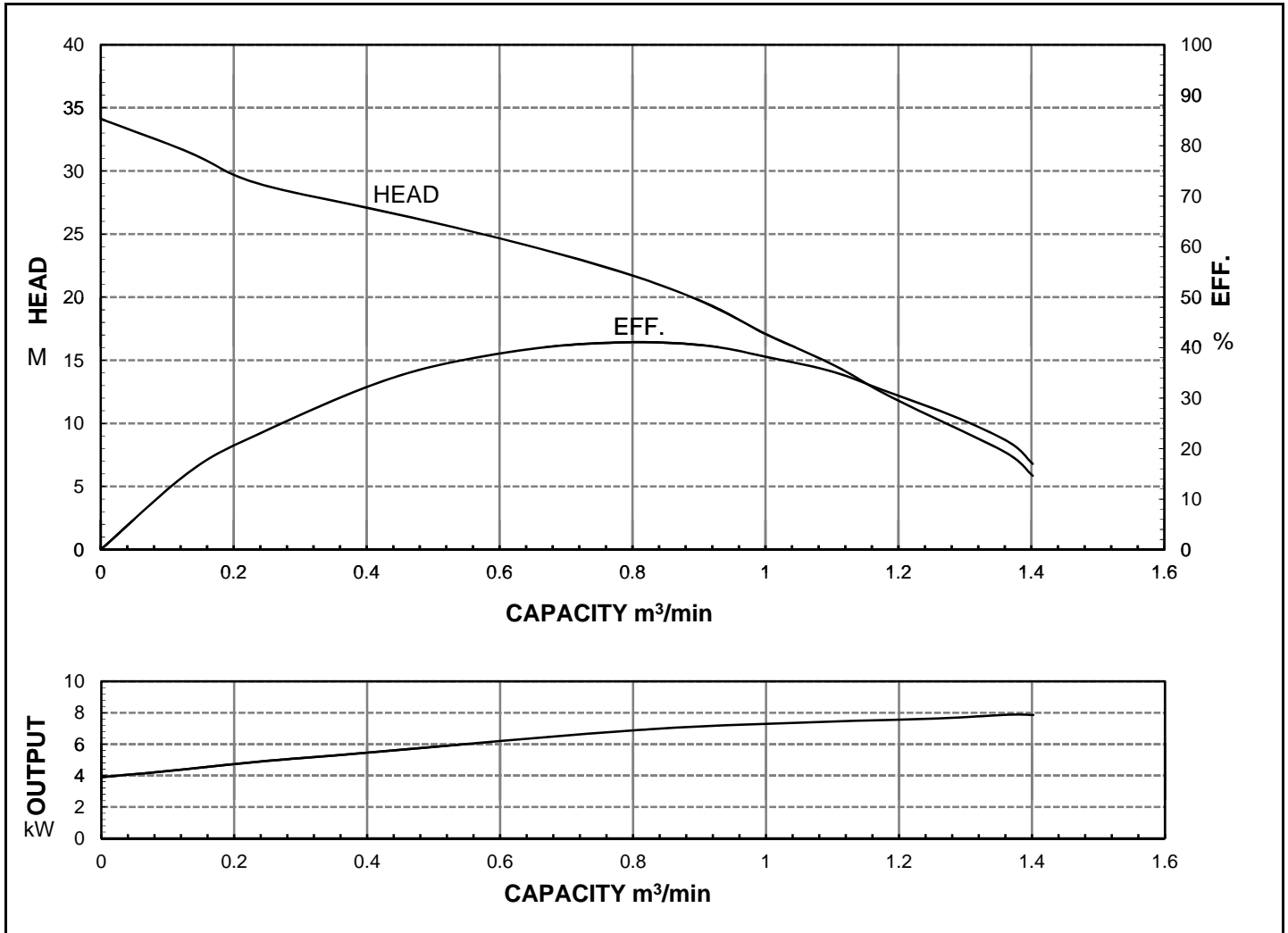


HCP PUMP

FILE NO. PC-M-E5-80AFU27.53

PUMP PERFORMANCE CURVES

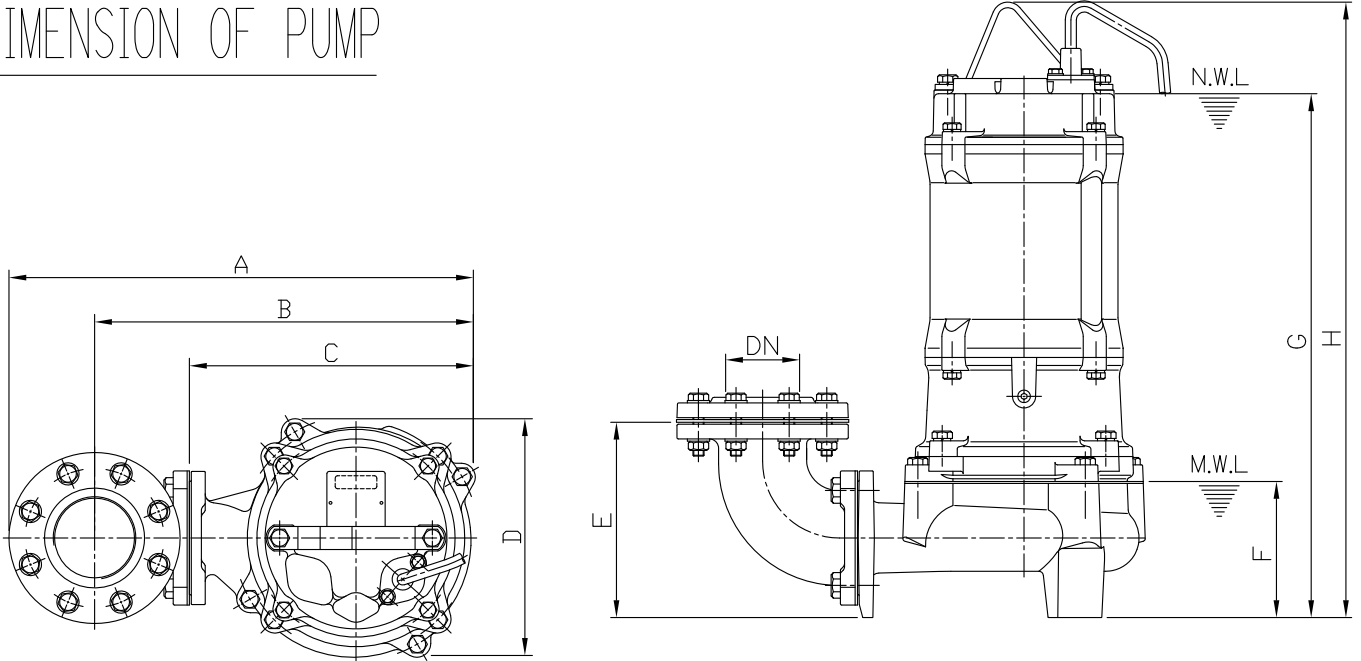
MODEL	80AFU27.5				DATE:	2014.05
	STANDARD SPECIFICATION				REFERENCE SPECIFICATION	
FREQUENCY	50			Hz		
DISCHARGE	3	inch	/	80	mm	
OUTPUT	10	HP	/	7.5	kW	HP kW
HEAD	24			M		
CAPACITY	0.6			m ³ /min		
PHASE/VOLTAGE	3 φ	230 V	380 V	400 V	415 V	φ V
RATED CURRENT		26.0 A	15.3 A	14.5 A	14.4 A	A
POLE / R.P.M.	2	P	/	2900	R.P.M.	
START METHOD	DIRECT					
INSULATION CLASS	F					
REMARK						



HCP PUMP MANUFACTURER CO.,LTD.

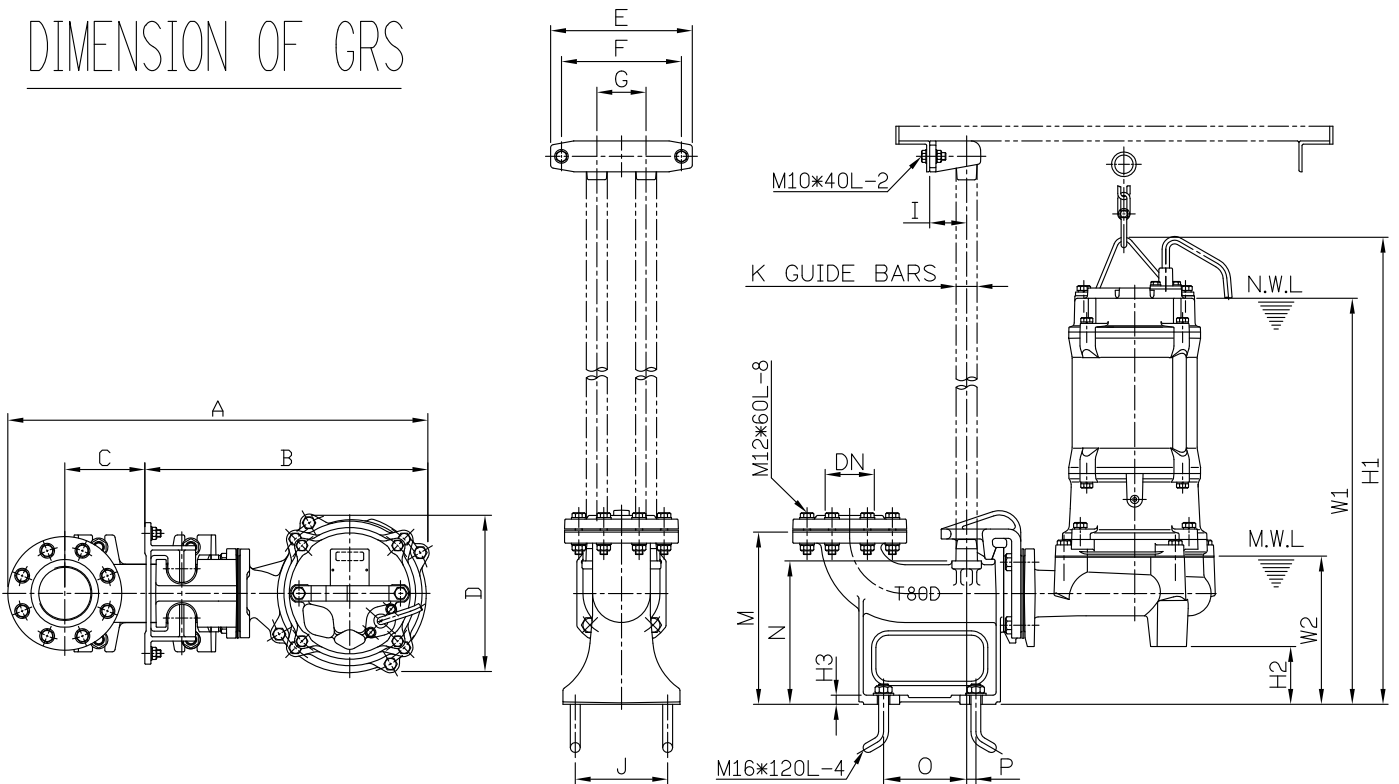
MODEL:80AFU25.5;80AFU27.5;80AFU25.5L;80AFU27.5L 3Ø

DIMENSION OF PUMP



Model	DN	A	B	C	D	E	F	G	H
80AFU25.5	80	504	412	309	258	211	147	566	665
80AFU27.5	80	504	412	309	258	211	147	566	665
80AFU25.5L	80	509	417	314	273	247	199	618	717
80AFU27.5L	80	509	417	314	273	247	199	618	717

DIMENSION OF GRS



Model	DN	A	B	C	D	E	F	G	I	J	K	M	N	O	P	W1	W2	H1	H2	H3
80AFU25.5	80	685	462	130	258	230	195	80	60	150	1 1/4"	280	233	135	15	660	241	759	94	15
80AFU27.5	80	685	462	130	258	230	195	80	60	150	1 1/4"	280	233	135	15	660	241	759	94	15
80AFU25.5L	80	690	467	130	273	230	195	80	60	150	1 1/4"	280	233	135	15	676	257	775	58	15
80AFU27.5L	80	690	467	130	273	230	195	80	60	150	1 1/4"	280	233	135	15	676	257	775	58	15

N.W.L: Normal water level
M.W.L: Minimum water level

