

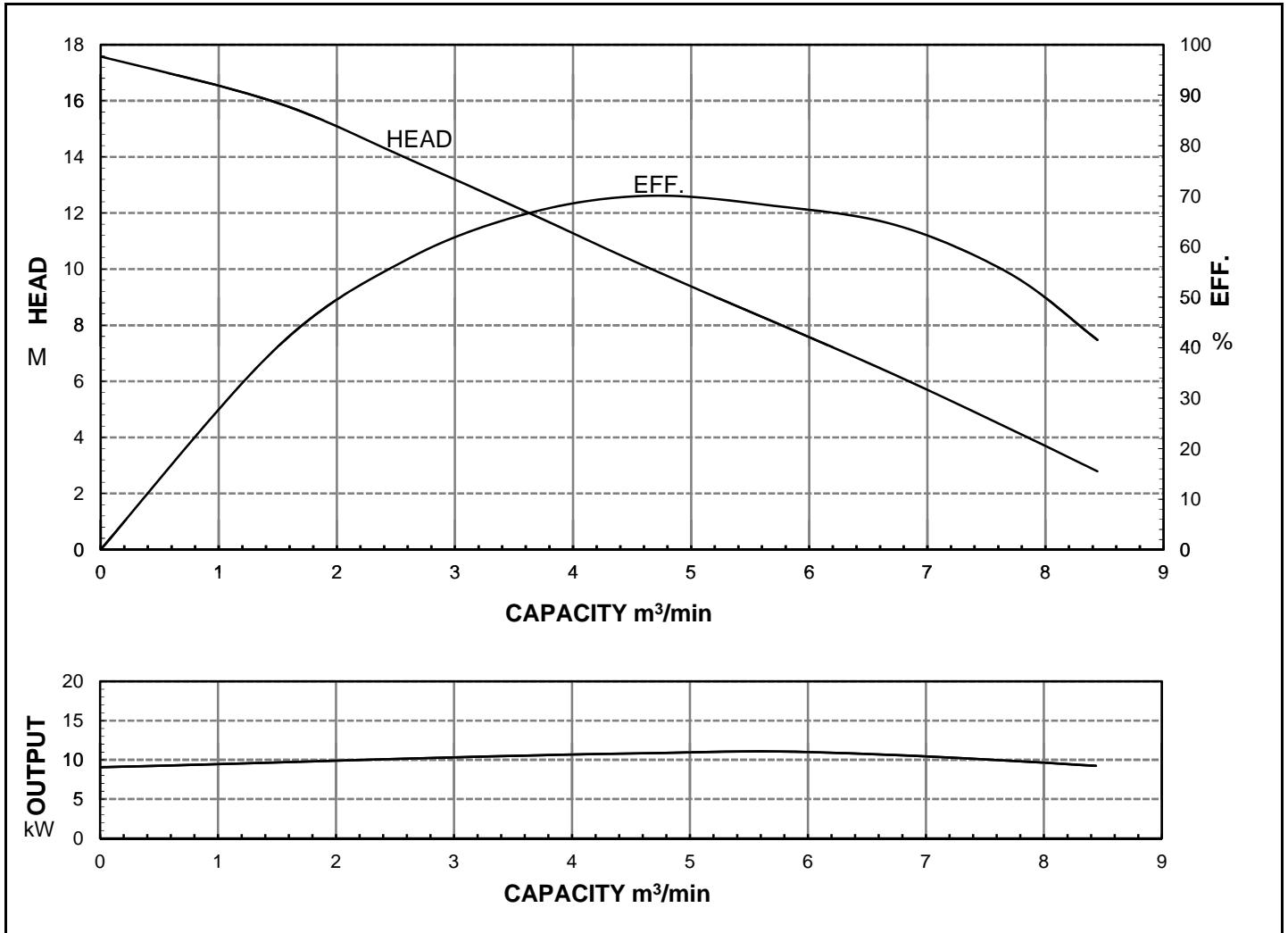


HCP PUMP

FILE NO PC-M-E5-AF815

PUMP PERFORMANCE CURVES

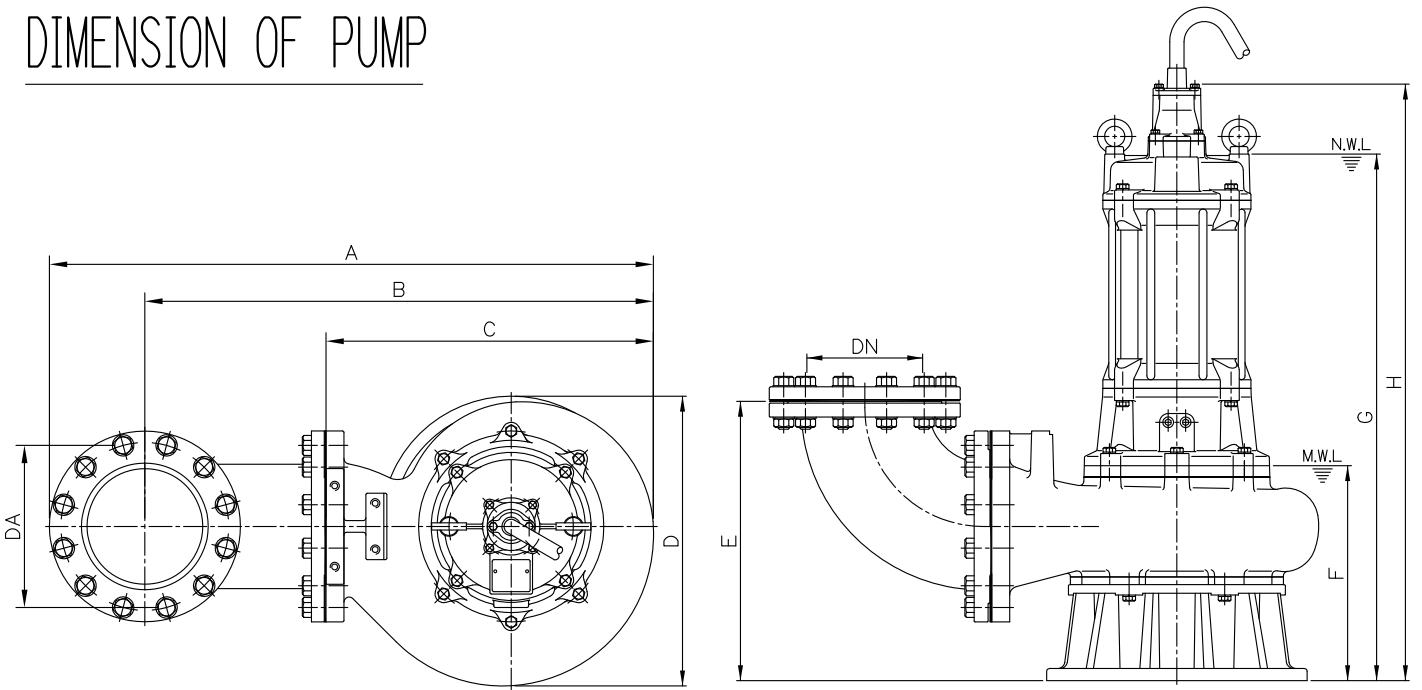
MODEL	AF-815				DATE:	2011.1
	STANDARD SPECIFICATION				REFERENCE SPECIFICATION	
FREQUENCY	50			Hz		
DISCHARGE	8	inch	/	200	mm	
OUTPUT	15	HP	/	11	kW	HP kW
HEAD	10			M		
CAPACITY	4.5			m ³ /min		
PHASE/VOLTAGE	3 φ	230 V	380 V	400 V	415 V	φ V
RATED CURRENT		- A	23.0 A	22.0 A	21.0 A	A
POLE / R.P.M.	4	P	/	1450	R.P.M.	
START METHOD	Y-Δ					
INSULATION CLASS	F					
REMARK						



HCP PUMP MANUFACTURER CO.,LTD.

MODEL: AF-815;AF-820

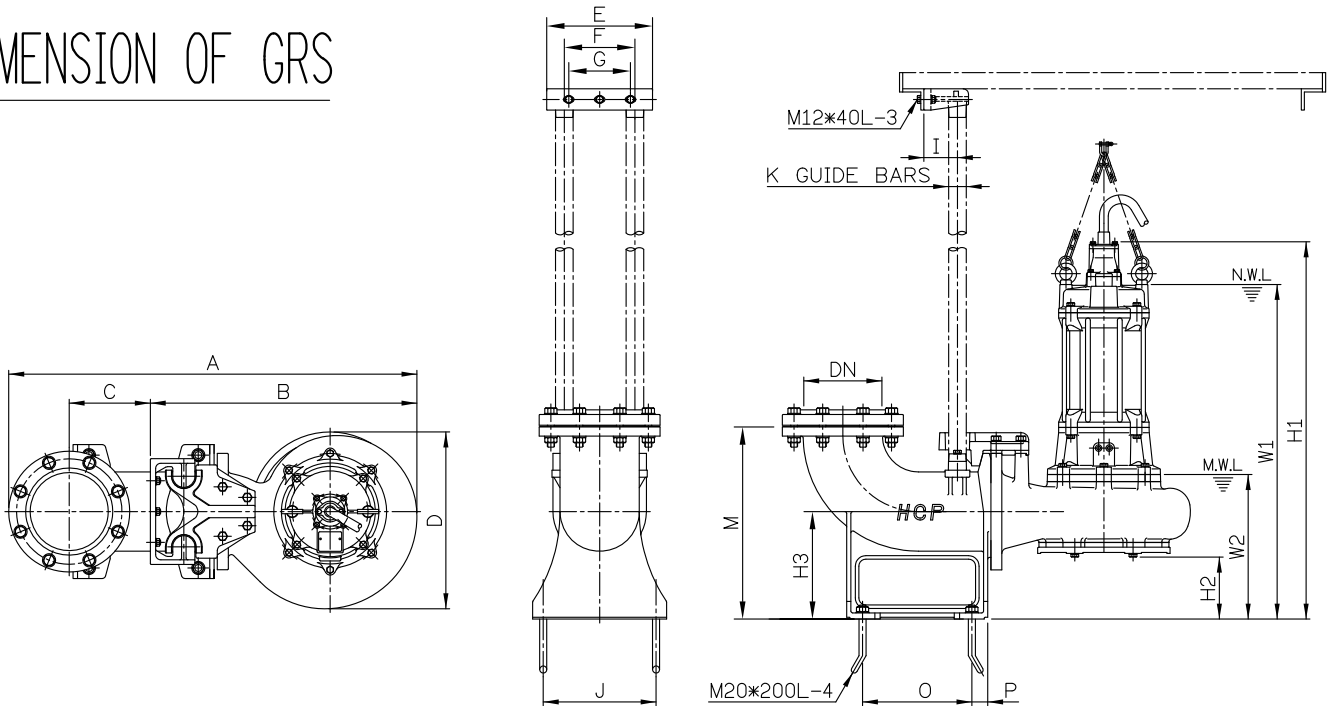
DIMENSION OF PUMP



Model	DN	DA	A	B	C	D	E	F	G	H
AF-815	200	290	1045	880	661	501	483	372	910	1032
AF-820	200	290	1045	880	661	501	483	372	910	1032

N.W.L: Normal water level
M.W.L: Minimum water level

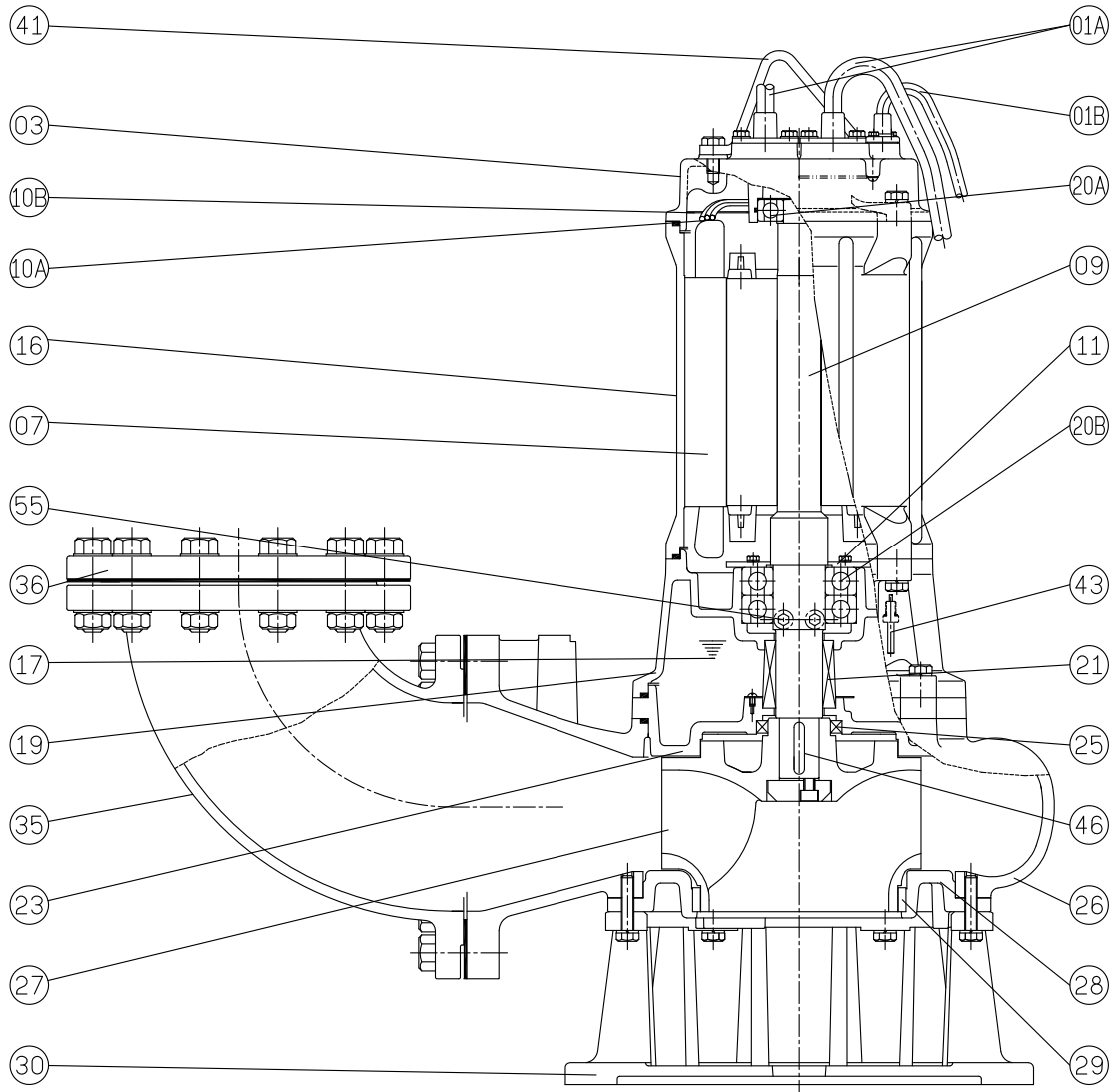
DIMENSION OF GRS



Model	DN	A	B	C	D	E	F	G	I	J	K	M	O	P	W1	W2	H1	H2	H3
AF-815	200	1159	757	230	491	300	200	175	95	320	2"	545	269	41	948	410	1070	176	305
AF-820	200	1159	757	230	491	300	200	175	95	320	2"	545	269	41	948	410	1070	176	305

Note: When AF-815;AF-820 used with GRS,the base foot needs to be dismantled.

MODEL: AF-815;AF-820



No.	Part name	Material	QTY	Remark
01A	Cable (power)		2	VCT/H07RN-F UL / CSA
01B	Cable (signal)		1	VCT/H07RN-F UL / CSA
03	Upper cover	FC-200	1	
07	Stator		1	
09	Shaft(with Rotor)	SUS420J2	1	
10A	Auto-cut		3	
10B	Auto-cut plate		1	
11	Bearing fixer	SS41	1	
16	Motor frame	FC-200	1	
17	Lubricant	Turbine oil #32	1	
19	Bearing bracket	FC-200	1	
20A	Upper bearing		1	
20B	Lower bearing		2	
21	M. seal	CA VS CE SIC VS SIC	1	
23	M. seal bracket	FC-200	1	
25	Oil seal	NBR	1	

No.	Part name	Material	QTY	Remark
26	Casing	FC-200	1	
27	Impeller	FC-200	1	
28	Casing cover	FC-200	1	
29	Impeller bush	Cr steel	1	
30	Footing	FC-200	1	
35	Coupling	FC-200	1	
36	Flange	SS41	1	
41	Handle	SS41	1	
43	M. seal moisture sensor	SUS304	1	
46	Impeller key	SUS304	1	
47	Packing (1 set)		1	
55	Oil plug	SUS304	2	